

Sustainable Energy Technology at Work - SETatWork

Poland's view

Izabela Kielichowska

Natalia Makowska

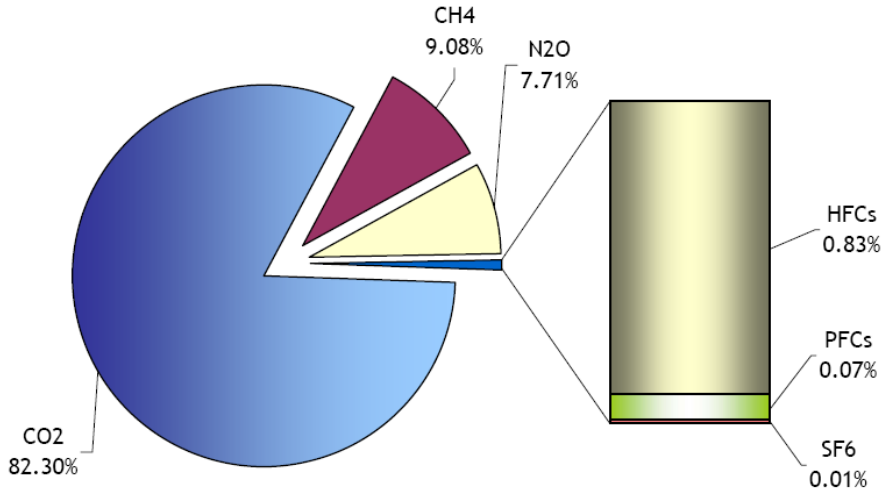
Primum Polska Sp. z o.o.



Poland

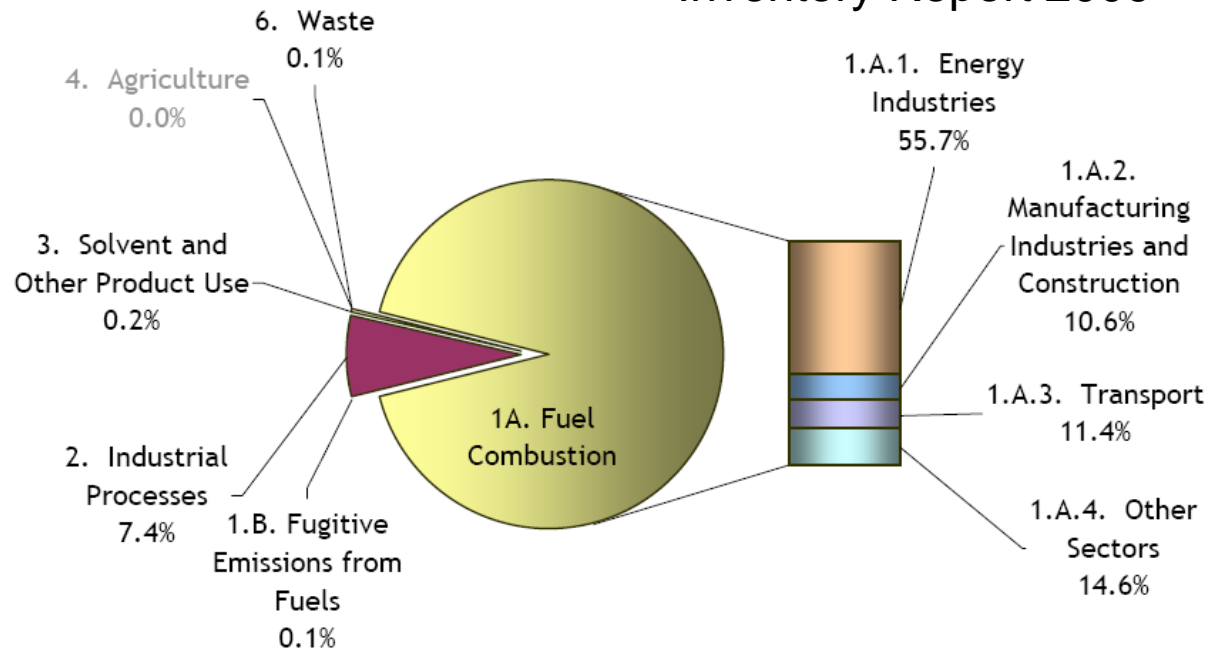
Climate policy targets

- **Kyoto target for Poland:** -6% in 2012 in comparison to 1988
- **Total national emissions in 2007:** estimated as 398.88 Mt CO₂eq
- **Total GHG emissions have decreased by 30%** in the 1988-2007 period.
- Poland the **6th largest emitter** within EU-27 countries



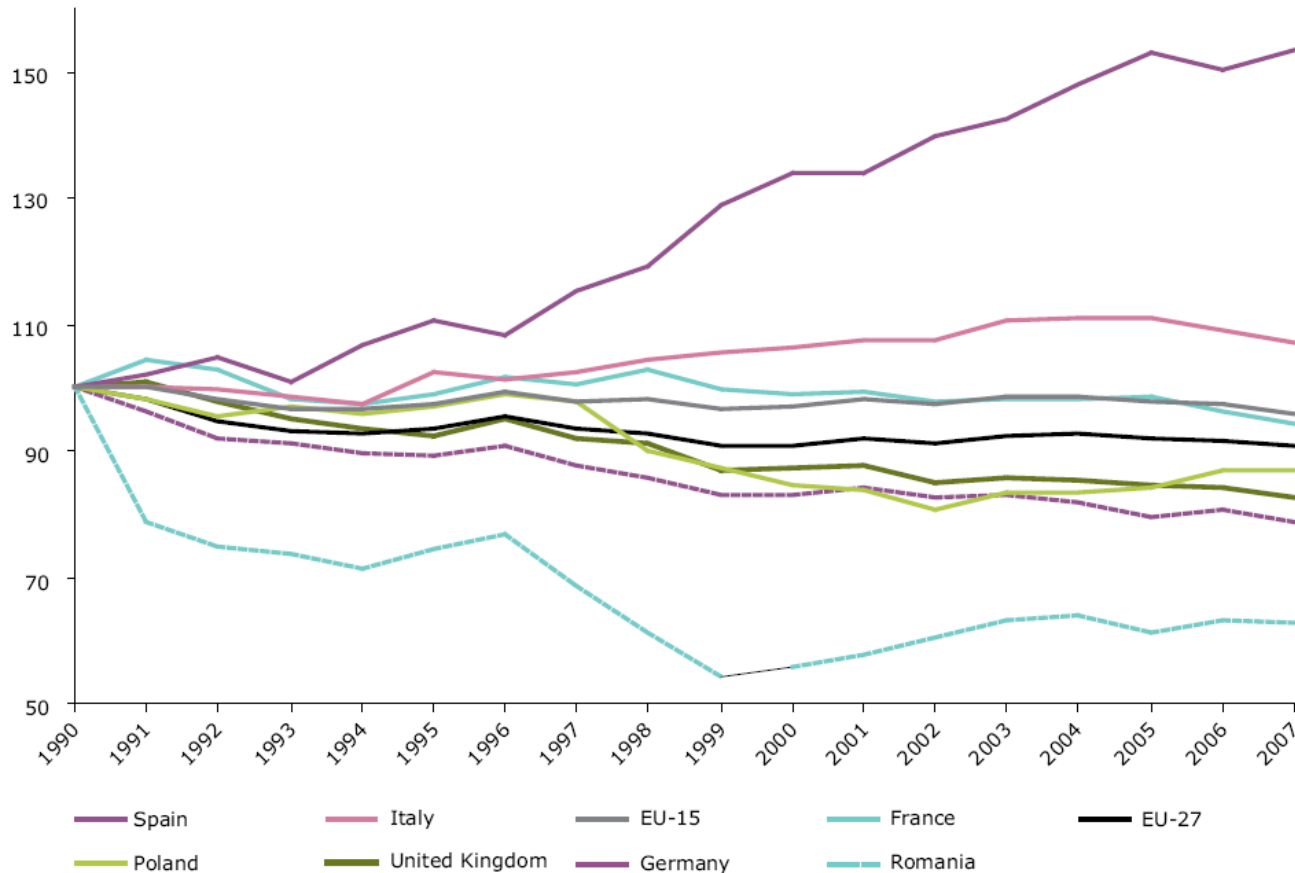
Share of emissions in 2007
Source: Poland's National
Inventory Report 2009

CO2 share per sector 2007
Source: Poland's National
Inventory Report 2009



Poland GHG trends

1990 level = index 100



Note: GHG emissions presented refer to total GHG emissions without LULUCF.

Source: EEA, 2009.

Poland

Implementation of EU ETS and NAP I

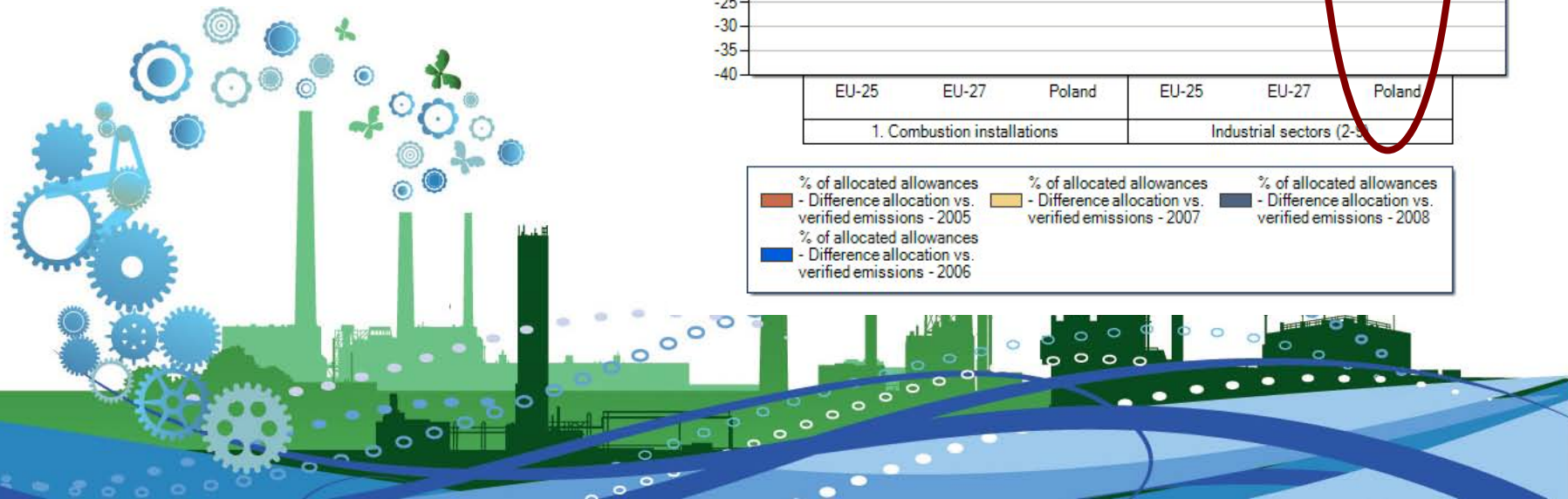
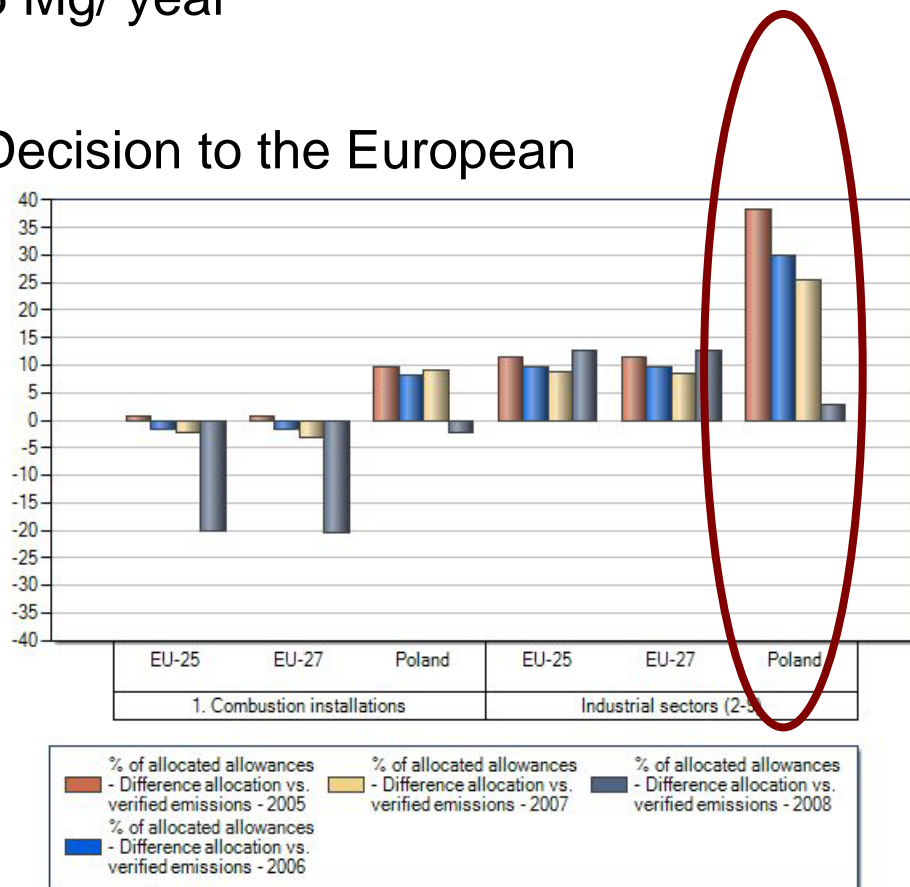
Table 1 Key figures of the emissions trading scheme 2005–2007

	Number of installations	Allocated allowances (1 000 EUA)			Verified Emissions (kt CO ₂)			Difference between allocation and verified emissions (%)			
		2005	2006	2007	2005	2006	2007	2005	2006	2007	2005–2007
Austria	216	32 413	32 649	32 649	33 373	32 383	31 751	- 3	1	3	0
Belgium	341	58 310	59 952	60 429	55 363	54 775	52 795	5	9	14	10
Bulgaria	0	-	-	0	-	-	0	-	-	n.a.	n.a.
Cyprus	13	5 471	5 612	5 899	5 079	5 259	5 396	8	7	9	8
Czech Republic	414	96 920	96 920	96 920	82 455	83 625	87 835	18	16	10	15
Denmark	399	37 304	27 908	27 903	26 476	34 200	29 407	41	- 18	- 5	3
Estonia	50	16 747	18 200	21 344	12 622	12 109	15 330	33	50	39	41
Finland	626	44 666	44 618	44 620	33 100	44 621	42 541	35	0	5	11
France	1 100	150 412	149 967	149 776	131 264	126 979	126 635	15	18	18	17
Germany	1 942	493 482	495 488	497 302	474 991	478 017	487 004	4	4	2	3
Greece	153	71 162	71 162	71 162	71 268	69 965	72 717	0	2	- 2	0
Hungary	254	30 236	30 236	30 236	26 162	25 846	26 837	16	17	13	15
Ireland	121	19 237	19 238	19 240	22 441	21 705	21 246	- 14	- 11	- 9	- 12
Italy	1 044	216 150	205 050	203 255	225 989	227 439	226 369	- 4	- 10	- 10	- 8
Latvia	102	4 070	4 058	4 035	2 854	2 941	2 849	43	38	42	41
Lithuania	110	13 499	10 577	10 318	6 604	6 517	5 999	104	62	72	80
Luxembourg	15	3 229	3 229	3 229	2 603	2 713	2 567	24	19	26	23
Malta	2	2 086	2 167	2 286	1 971	1 986	2 027	6	9	13	9
Netherlands	405	86 452	86 388	86 477	80 351	76 701	79 875	8	13	8	9
Poland	869	237 558	237 558	237 543	203 150	209 616	209 618	17	13	13	15
Portugal	265	36 909	36 909	36 909	36 426	33 084	31 226	1	12	18	10
Romania	111	-	-	74 343	-	-	60 606	-	-	7	7
Slovakia	190	30 471	30 487	30 487	25 232	25 543	24 517	21	19	24	21
Slovenia	99	9 138	8 692	8 246	8 721	8 842	9 049	5	- 2	- 9	- 2
Spain	1 066	172 161	166 186	159 717	183 627	179 700	186 534	- 6	- 8	- 14	- 9
Sweden	763	22 289	22 484	22 846	19 382	19 889	15 348	15	13	49	24
United Kingdom	1 105	206 072	206 005	215 875	242 515	251 151	256 569	- 15	- 18	- 16	- 16
EU-27	11 908	2 096 444	2 071 741	2 153 048	2 014 017	2 035 608	2 121 647	4	2	1	2

Source: Application of the Emissions Trading Directive, 2008, European Environmental Agency

- Proposed allocation: 279 608 285 Mg/ year
- EC Decision: -26,7% allocation.
- Poland successfully sued the EC Decision to the European Court of Justice.

Allocation vs. verified emissions 2008
Source: Data viewer, European Environmental Agency



Poland

- Needs & Opportunities

- The biggest opportunities for SETatWORK
 - heat and power production sector (around 600 companies)
 - other industries, such as food processing, paper/pulp, refineries.
- Promising technologies:
 - biomass and bioenergy,
 - combined heat and power (CHP)
 - fuel switching,
 - improvement of energy efficiency.

Matchmaking events and workshops so far:

- **II Spalskie energy workshop** Tomaszów Mazowiecki, 23-24 April 2009 (companies from the energy industry and electricity heating and those interested in energy investments and corporate recipients and representatives of local self-government were present)
- **XXV meeting of producers, distributors and customers of heat** Licheń Stary, 16-18 June 2009 (Topic: The scope of activities available to Polish entrepreneurs to adapt the company to function as the low carbon economy)
- **Carbon Emissions Trading 2009** Warsaw, 1 June 2009 (Topic: Gain insight into the major factors affecting the CEE Carbon Emissions Trading market, both currently and in the future)

Poland

- SETatWork intervention

Others **conferences** where we promoted Set@Work:

- **Promotion of energy efficiency in Poland- new law** Warsaw, 24-25 February 2009
- lecture about energy efficiency on annual conference of **Polish Association for Energy Certification**
- **matchmaking meetings organised by Enterprise Europe Network**, Lublin, 19 November 2009. Aim: 60 companies from different sectors, therein Primum Polska, developed business opportunities, exchanged knowledge and discussed a use of new technologies.
- **Polish-Ukrainian Energy Forum**, Lublin took place during Energetics Fair ENERGETICS 2009, where the producers and distributors of i.a. renewable sources of energy were invited.
- Preparing power plant for fulfilling requirements of climate package and the new directive regarding GHG emissions (new IPCC), **meeting of technical directors of teh Polish power plants**, Szczyrk, 25 - 27 November 2009
- Ecofys Academy (lecture about energy analysis, climate policy and energy supply chain)

Articles:

- „EU climate policy and enterprise development”, Ecomanager nr 1/2009, June 2009
- „Climate policy and power plants” , „Polskie Elektrownie 2009,, publisher

Poland

-SETatWork intervention

Coming events

- CEE Energy Trading, April 29th 2010 in Prague together with East EuroLink
- matchmaking event in spring 2009 in Poland
- for updates, please, check

www.SETatWork.eu
www.primum-polska.pl

Poland

- Energy efficiency measures

Identified energy efficiency measures
so far and further process in terms of
initiating projects/holding of
matchmaking event....

- Regulation concerning energy efficiency is under construction.
- It will be based on the system of white certificates,
- Growing interest in ESCO type of activities in the consumer sector,

Poland

- Stakeholders & Initiative

What are the key local stakeholders and initiatives for SETatWork to interact with...

- heat producers and distributors (>600 companies),
- institutional end consumers, dwelling cooperatives.

Further Information

Find out more about the activities of SETatWork
and access the SETatWork Database at:

www.SETatWork.eu

Contact:

Izabela Kielichowska at: i.kielichowska@primum-polska.pl or +48 22 565 22 77

Natalia Makowska at: n.makowska@primum-polska.pl or +48 61 858 28 05

© SETatWork Project Partners, 2009

SETatWork is supported by the European Commission under the Seventh Framework Programme (FP7). This presentation reflects the author's views. Although the author's best efforts have been made to ensure that the information contained herein is accurate, neither the European Commission, the SETatWork Project Members nor the author are liable for any use that may be made of the information contained herein.

